

Women Against Viruses In Europe Survey 2017



EACS European
AIDS Clinical Society

Aim

To better understand how members think WAVE can help to promote the health and wellbeing of women living with HIV, and prevent new HIV infections in women

How WAVE can help

- Provide an **expert intervention group** (e.g. face to face consultancy, remote/virtual expert advice, letter of support issued to medical societies)
- Join a **thematic workshop** in your setting (e.g. How to set up a combined clinic? How to ensure patient centred- care?)
- Coordinate brief **experience exchange programs** (3-5 days, organized and sponsored)
- Promote **targeted and effective research** (e.g. supporting members with research grant applications)

Priority areas

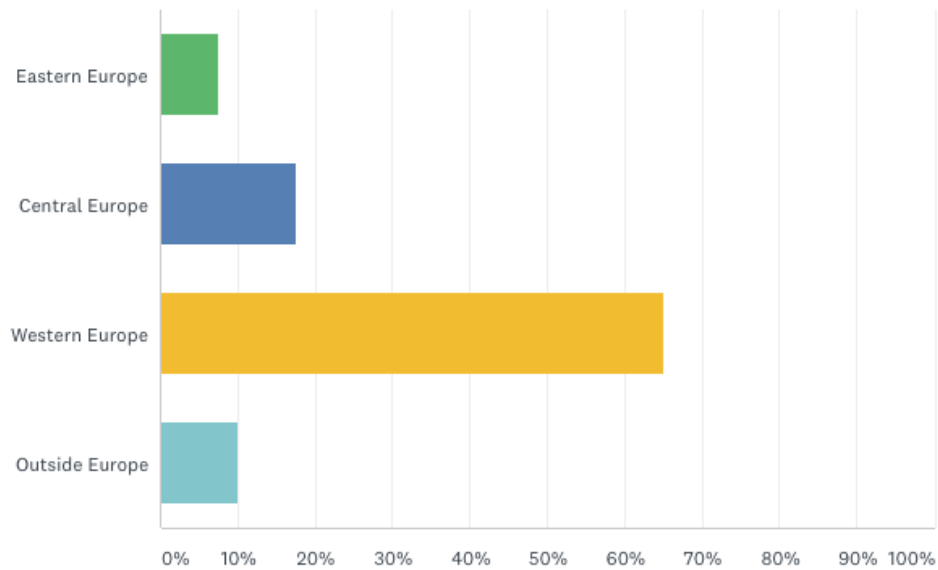
- Psychosocial care
- Family planning
- Breastfeeding
- HPV-related cancer
- Menopause and ageing
- HIV testing
- PrEP
- Women who inject drugs

Who did we survey?

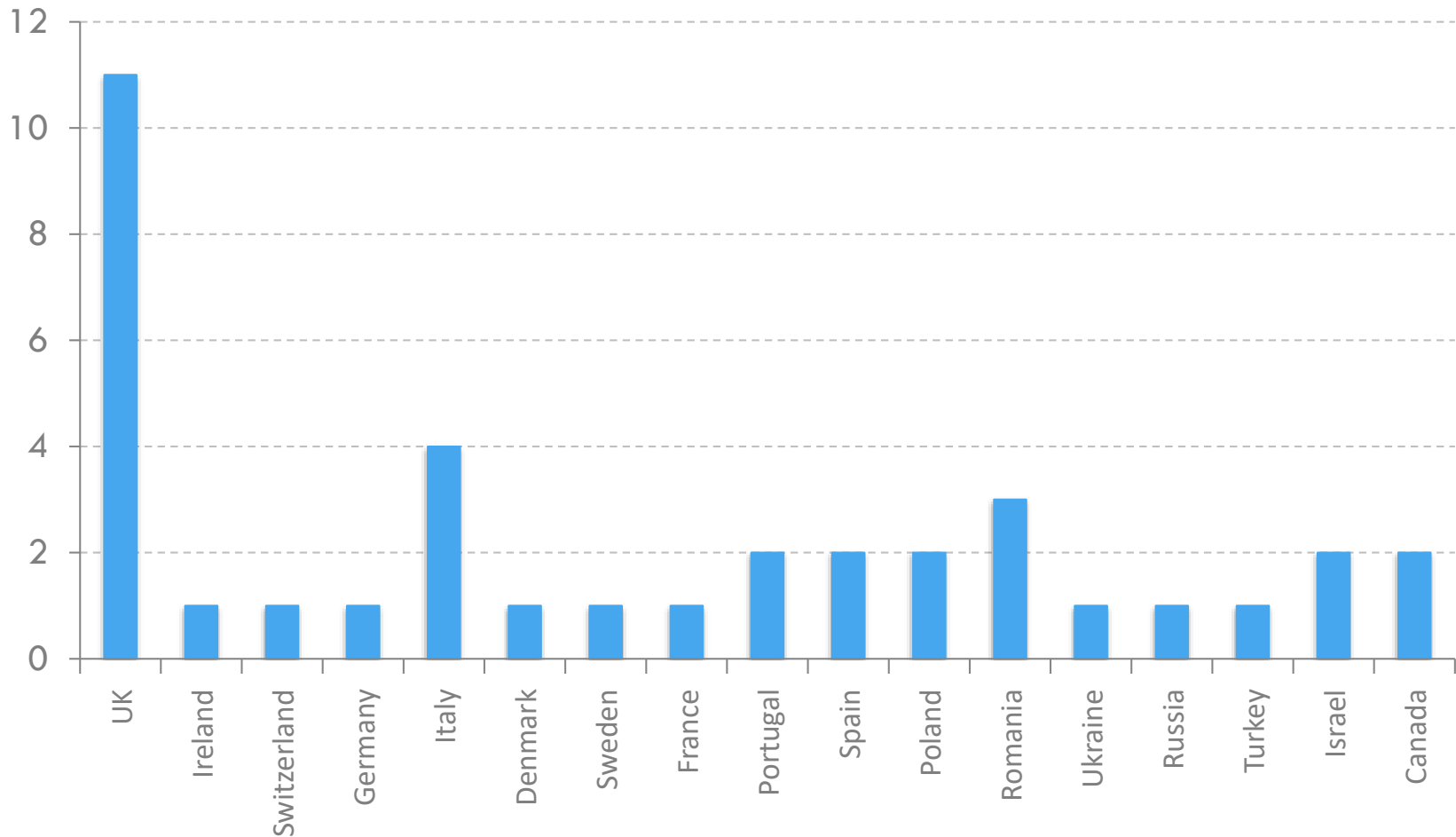
40 respondents

Where are you based?

Answered: 40 Skipped: 0



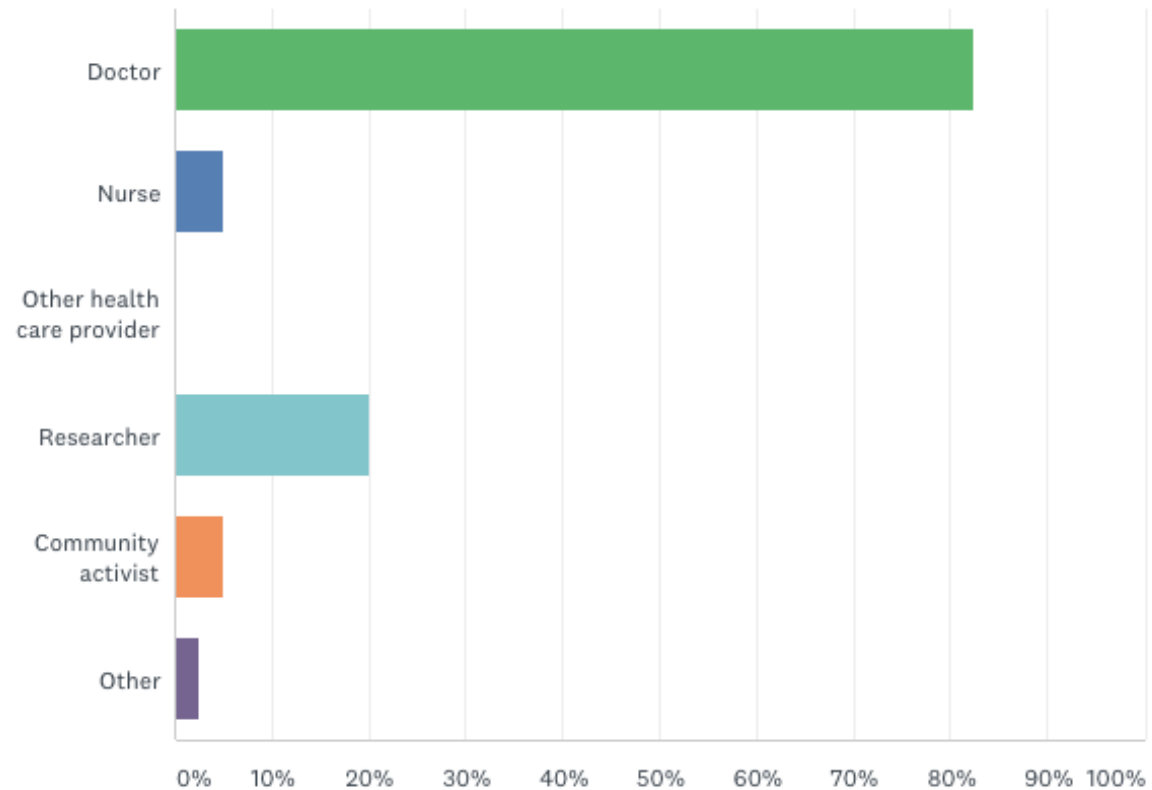
Who did we survey?



Who did we survey?

Please state your role

Answered: 40 Skipped: 0



Results

Option rated 'most useful'

	Experience exchange	Promote research	Expert advisory group	Thematic workshop group
Psychosocial				
All	19%	24%	27%	30%
Not in W. Europe	31%	15%	31%	18%
Family planning				
All	14%	32%	22%	32%
Not in W. Europe	31%	8%	23%	38%

Results

Option rated 'most useful'

	Experience exchange	Promote research	Expert advisory group	Thematic workshop
Breastfeeding				
All	9%	36%	33%	22%
Not in W. Europe	8%	42%	17%	33%
HPV-related cancer				
All	14%	51%	26%	9%
Not in W. Europe	25%	50%	17%	8%

Results

Option rated 'most useful'

	Experience exchange	Promote research	Expert advisory group	Thematic workshop
Menopause/ageing				
All	12%	32%	21%	35%
Not in W. Europe	25%	25%	18%	42%
HIV testing				
All	25%	28%	28%	19%
Not in W. Europe	25%	33%	25%	17%

Results

Option rated 'most useful'

	Experience exchange	Promote research	Expert advisory group	Thematic workshop
PrEP				
All	8%	64%	19%	8%
Not in W. Europe	17%	66%	17%	0%
Women who inject drugs				
All	17%	56%	17%	11%
Not in W. Europe	8%	66%	8%	18%

Conclusions